

















Tool finder

for control cabinet keys

	KNIPEX TwinKey®			
				
Profiles	00 11 01	00 11 02	00 11 03	00 11 04
	3-5	3-5	3-5	
	5		5	5
	6	6	6	
	7			7
	8	8	8	8
	9			
	10			
	7			
	8		8	
	9	9	9	9
	10			10
	11			
	6-9			6-9
	6			
Bits	PH2/Slot 1x7	PH2/Slot 1x7	PH2/Slot 1x7	PH2/Slot 1x7

				
Profiles	00 11 06	00 11 06 V01	00 11 06 V03	00 11 07
	3-5	3-5	3-5	3-5
	5	5	5	5
	6	6	6	6
	7	7	7	
	8	8	8	8
	9		9	
	10		10	
	7	7	7	
	8	8	8	
	9	9	9	9
	10			
	11		11	
		6-9		
	6	6		
Bits				PH2/Slot 1,2x7/TX20/TX25