




KNIPEX Quality – Made in Germany



Electronics Pliers Catalog

www.knipex-tools.com



Professionals need to have trust in their tools. Whether they are working on small components on a circuit board or getting that flush cut on cable ties holding together a wire harness – having quality tools to rely on is a necessity. Therefore our electronics pliers meet the quality standards in every detail of the pliers. From the handles and cutting blades to the steel and manufacturing process, our full line of electronics pliers offers the greatest reliability and performance on the market.

Which Electronics Pliers is right for you?

KNIPEX has a full line of gripping and cutting electronics pliers. They are available in a variety of jaw types, joint and head styles, bevel types and can have additional features to make working with our products simple and easy. To find the right electronics pliers for you, you need to break down the features of our pliers to best suit your needs.

Our gripping line is available in multiple jaw types and gripping surfaces, giving you options for choosing the pliers suited for your work, whether it is used to grip material in confined spaces, single strands of wires or any other combination of work.

Our cutting line is more expansive and has multiple products lines and pliers available to find the one best fit for you. For narrowing down our cutting line, you need only to remember four questions:

- > What and where are you cutting?
- > Do you care about the end result of the cut?
- > How frequently are you cutting?
- > Do you have a handle preference or requirement?

Joint Type

There are three joint types available: Box joint, Bolted joint and Rivet joint. The box joint is used in some of our most popular product lines including our water pump pliers and is proven for precision and durability with its high torsion resistance. The bolted joint provides the most precision and a permanently even cutting movement making it a perfect fit for repetitive type applications. The rivet joint, while still very durable, offers the most economical pick of the joint types.

Head Type

There are three head styles available in our cutting pliers: Oval, Tapered and End Cutting. The oval style is the most durable of the three cutting head shapes due to the additional material close to the cutting edges. Tapered has a narrowed head which allows for easier

access into tight places. The End Cutting head style is best for hard-to-reach areas and for working on components from above.

Bevel Type

A bevel is a sloping surface on the outer side of the cutting edge. A small bevel leads to an easier and more flush cut while the risk of damaging the cutting edges rises (overloading). A larger bevel allows hard materials to be cut without the risk of damage to the cutting edges, but at the expense of flush cutting. Depending on the size of the bevel, you will get either a semi-flush, flush or ultra-flush cut finish. The choice of bevel depends on the material being cut and the desired flush cut end result. A flush cutting edge is only suitable for soft materials such as copper or plastics.

Handle Type

KNIPEX has a variety of handle styles, some for affordability or comfort and others for the protection of what you are working on. Our four handle styles are plastic dipped, single-component, multi-component and ESD. ESD stands for Electrostatic Discharge. The handles themselves discharge electrostatic energy in a gradual and controlled manner to protect electrical components. The plastic dipped is our most basic handle and is easy to maintain and clean of oils and residues. Our component handles offer comfort and ease of use making them great for repetitive work where comfort is a key need.

Additional Features

Other features include lead catcher, double springs and carbide cutting edges.

A lead catcher is an added-on feature to pliers that prevents the uncontrolled loss of cut wires, keeping your workplace clean and safe.

The double spring is in most of the KNIPEX electronics pliers line and features a low-friction double spring for gentle and even opening of the pliers. This feature is great for repetitive daily work.

Carbide cutting edges are featured on a select few of our pliers and the steel is characterized by very high hardness and wear resistance. Brazed carbide cutting edges are able to cut even the hardest materials such as spring steel, nickel or Wolfram (tungsten) and have a longer service life compared to conventional pliers. However, care must be taken not to put undue stress of lateral loading of the cutting edges due to the higher hardness and brittleness of the carbide material.

Manufacturing Process

KNIPEX has begun re-engineering our box joint electronics diagonal cutters, end cutting nippers and gripping pliers through an innovative manufacturing process. The new process offers:

- > Improved durability due to material change to ball bearing steel
- > Greater joint stability: the large double guided box joint design allows for a long life and zero backlash
- > Less physical effort due to improved transmission
- > Laser-hardened cutting edges for long-lasting excellent cutting performance

- > Rounded edges on head of pliers for improved accessibility and no inadvertent damage to surrounding components
- > Service life increase due to optimized distribution of stress on head of pliers
- > Smaller cutting wedges offer a lower cutting force - reduces hand force required
- > Greater "dexterity": the handle grips are extended to the joint for better control of the pliers

Head Type	
Oval, tapered and end cutting	
Oval head	
Tapered head	
End cutting head	

Joint Type	
Box joint, bolted and rivet	
Box joint	
Bolted joint	
Rivet joint	

Bevel/Cutting Edge Type			
Semi-flush, flush and super (ultra) flush			
	with bevel (outside bevel)		semi-flush
	with small bevel (outside bevel)		semi-flush
	with very small bevel (outside bevel)		semi-flush
	without bevel (outside bevel)		flush
	flush cut		ultra or super flush

ESD pliers (electrostatic discharge)


- > Electrostatic energy is discharged through the handles in a gradual and controlled manner
- > ESD handles protect electrical components from electrostatic discharge
- > KNIPEX ESD handles are in accordance with applicable standards
 - > IEC TR 61 340-5
 - > DIN EN 61 340-5
 - > SP Method 2472

Care Tips

A drop of oil on polished surfaces and in the joint will keep the tool in good working order and will increase the service life of your pliers.



Handle Type			
KNIPEX has multiple handle styles available (plastic dipped, single-component, multi-component, etc.) that can be broken down into two main categories for electronic pliers - ESD or Non-ESD			
Non-ESD		ESD	
Plastic Dipped		ESD	
Single-component			
Multi-component			



WIRE CLASSES

	Material examples	Type of wire	Tensile strength	
			N/mm ²	kp/mm ²
	Copper, plastics	soft	220	22
	Nail, wire pin	medium-hard	750	75
	Wire rope strand, steel wire	hard	1800	180
	Spring steel wire	piano wire	2300	230

Precision Electronics Gripping Pliers

DIN ISO 9655

34

- > For very precise assembly work in electronics and fine mechanics
- > Smoothly ground gripping surfaces
- > Approximately 20% lighter than conventional electronic pliers

Material

Chrome vanadium ball-bearing steel

Spring

Low-friction double spring

Joint style


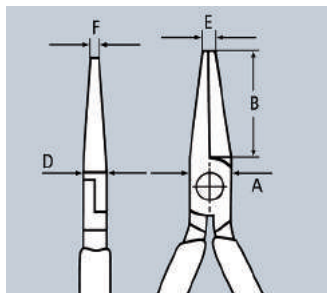
Bolted joint

Handle style

Multi-component and ESD

Applications

For gripping and handling small electrical parts



34 42/52
130/ESD -
Cross-hatched
gripping
surface



34 12 130



34 22 130 ESD



34 32 130



34 42 130



34 52 130 ESD



	Product Number	↔ inch	Jaw Type	Gripping Surface	Handle Type	A inch	B inch	D inch	E inch	F inch	⚖ lbs
	34 12 130	5 1/4	Flat, wide jaws	Smooth	Multi-component	7/16	55/64	1/4	1/16	9/64	0.14
	34 12 130 ESD	5 1/4	Flat, wide jaws	Smooth	ESD	7/16	55/64	1/4	1/16	9/64	0.14
	34 22 130	5 1/4	Half-round jaws	Smooth	Multi-component	7/16	57/64	1/4	1/16	1/16	0.14
	34 22 130 ESD	5 1/4	Half-round jaws	Smooth	ESD	7/16	57/64	1/4	1/16	1/16	0.14
	34 32 130	5 1/4	Round, pointed jaws	Smooth	Multi-component	7/16	15/16	1/4	5/64	3/64	0.14
	34 32 130 ESD	5 1/4	Round, pointed jaws	Smooth	ESD	7/16	15/16	1/4	5/64	3/64	0.14
	34 42 130	5 1/4	Flat, wide jaws	Cross-hatch	Multi-component	7/16	55/64	1/4	1/16	9/64	0.14
	34 42 130 ESD	5 1/4	Flat, wide jaws	Cross-hatch	ESD	7/16	55/64	1/4	1/16	9/64	0.14
	34 52 130	5 1/4	Half-round jaws	Cross-hatch	Multi-component	7/16	55/64	1/4	1/16	1/16	0.14
	34 52 130 ESD	5 1/4	Half-round jaws	Cross-hatch	ESD	7/16	55/64	1/4	1/16	1/16	0.14

- > Precision pliers for ultra fine assembly work
- > Designed for gripping, holding and bending small components
- > Smooth gripping surfaces and rounded edges prevent damage to components

Material

35 XX 115 - Ball bearing steel

35 XX 145 - Special tool steel, forged, oil-hardened

Spring

Low-friction double spring

Joint style

Box joint

Handle style

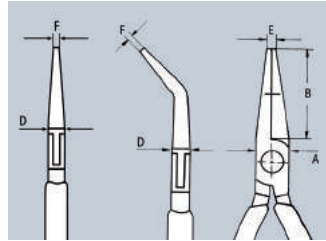
Single component, Multi-component and ESD

Applications

For gripping, holding and bending small components

Jaw Style

Available in three jaw styles – flat, half-round and round



35 11 115



35 22 115



35 32 115



35 42 115



35 52 145



35 62 145



35 82 145

	Product Number	↔ inch	Jaw Type	Gripping Surface	Handle Type	A inch	B inch	D inch	E inch	F inch	⚖ lbs
	35 11 115	4 1/2	Flat, wide jaws	Smooth	Single-component	3/8	57/64	17/64	5/64	5/32	0.13
	35 12 115	4 1/2	Flat, wide jaws	Smooth	Multi-component	3/8	57/64	17/64	5/64	5/32	0.16
	35 12 115 ESD	4 1/2	Flat, wide jaws	Smooth	ESD	3/8	57/64	17/64	5/64	5/32	0.16
	35 21 115	4 1/2	Half-round jaws	Smooth	Single-component	3/8	57/64	17/64	5/64	1/16	0.13
	35 22 115	4 1/2	Half-round jaws	Smooth	Multi-component	3/8	57/64	17/64	5/64	1/16	0.16
	35 22 115 ESD	4 1/2	Half-round jaws	Smooth	ESD	3/8	57/64	17/64	5/64	1/16	0.16
	35 31 115	4 1/2	Round, pointed jaws	Smooth	Single-component	3/8	57/64	17/64	5/64	3/64	0.13
	35 32 115	4 1/2	Round, pointed jaws	Smooth	Multi-component	3/8	57/64	17/64	5/64	3/64	0.16
	35 32 115 ESD	4 1/2	Round, pointed jaws	Smooth	ESD	3/8	57/64	17/64	5/64	3/64	0.15
	35 41 115	4 1/2	Half-round jaws, 45 degree	Smooth	Single-component	3/8	57/64	17/64	5/64	1/16	0.16
	35 42 115	4 1/2	Half-round jaws, 45 degree	Smooth	Multi-component	3/8	57/64	17/64	5/64	1/16	0.16
	35 42 115 ESD	4 1/2	Half-round jaws, 45 degree	Smooth	ESD	3/8	57/64	17/64	5/64	1/16	0.16
	35 52 145	5 3/4	Flat, wide jaws	Smooth	Multi-component	15/32	1 37/64	19/64	1/16	5/32	0.23
	35 62 145	5 3/4	Half-round jaws	Smooth	Multi-component	15/32	1 37/64	19/64	3/32	1/16	0.23
	35 82 145	5 3/4	Half-round jaws, 45 degree	Smooth	Multi-component	15/32	1 3/8	19/64	3/32	3/64	0.23

- > Precision pliers for very fine assembly work and repair work in electronics
- > Designed for bending and cutting off wire ends on components
- > Precision box joint for greater stability

Material

Special tool steel, forged, oil-hardened

Spring

Low-friction double spring

Joint style


Box joint

Handle style

Multi-component grips

Applications

For gripping, holding and bending small components



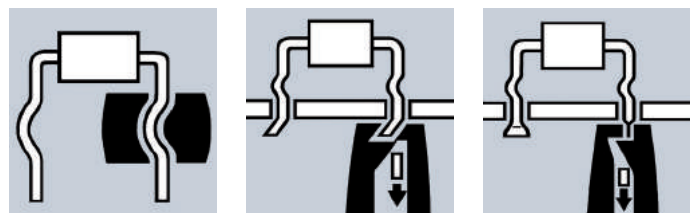
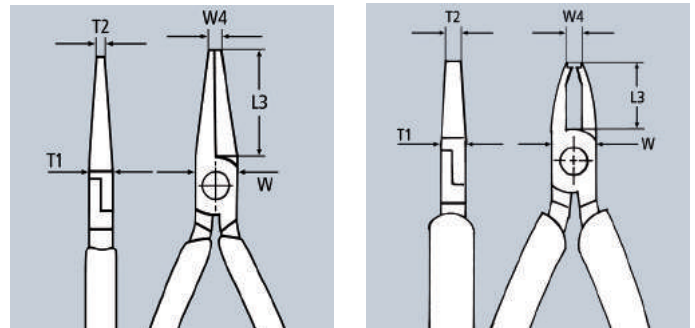


36 12 130



36 22 125



36 32 125



36 12 130 to bend wire in shape for the distance to the board

36 22 125 to bend and cut wire at 1/16" (1.6 mm) length below the board

36 32 125 to crunch and cut wire at 1/16" (1.6 mm) length below the board

	Product Number	↔ inch	Cutting Capacity inch	Handle Type	L3 inch	W inch	T1 inch	W1 inch	T2 inch	⚖ lbs
	36 12 130	5 1/4	-	Multi-component	29/32	15/32	3/8	7/32	15/64	0.21
	36 22 125	5	3/64	Multi-component	23/32	29/64	19/64	19/64	3/32	0.21
	36 32 125	5	3/64	Multi-component	23/32	29/64	19/64	19/64	5/32	0.21

Electronics End Cutting Nippers

DIN ISO 9654

62
64

- > Precision pliers for ultra fine cutting work in electronics and fine mechanics
- > Precision box joint allows for greater stability
- > End cutting allows for easier access into tight areas

Material

64 62/72 120/ESD - Special tool steel, forged, oil-hardened; induction-hardened cutting edges

All others - Ball bearing steel; laser-hardened cutting edges

Cutting edge hardness

Approx. 56 HRC (62 12 120 approx. 58 HRC)

Spring

Low-friction double spring

Joint style

Box joint

Handle style

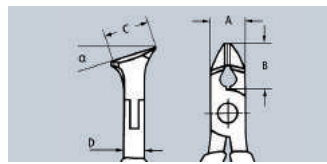
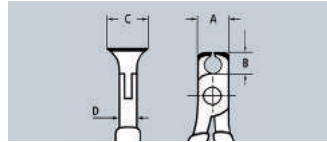
Single-component, Multi-component and ESD

Applications

Cutting electrical components flush with board surface

Special features

Unique cutting head design allows for easier access into tight areas



62 12 120



64 02 115



64 12 115



64 22 115



64 32 120



64 42 115



64 52 115



64 62 120



64 72 120

	Product Number	↔ inch	Cutting Edge	Cutting capacity 1/4	Cutting capacity 1/2	Cutting capacity 3/4	Handle Type	A inch	B inch	C inch	D inch	α	⚖ lbs
	62 12 120	4 3/4	Flush, oblique	1/64 – 3/64	1/32	--	Multi-component	7/16	25/64	19/64	43/64	15°	0.21
	64 01 115	4 1/2	Semi-flush with small bevel	5/64	3/64	1/64	Single-Component	7/16	15/64	5/8	19/64	90°	0.21
	64 02 115	4 1/2	Semi-flush with small bevel	5/64	3/64	1/64	Multi-component	7/16	15/64	5/8	19/64	90°	0.21
	64 02 115 ESD	4 1/2	Semi-flush with small bevel	5/64	3/64	1/64	Multi-component	7/16	15/64	5/8	19/64	90°	0.21
	64 11 115	4 1/2	Flush	1/16	1/32	--	Single-component	7/16	15/64	5/8	9/32	90°	0.16
	64 12 115	4 1/2	Flush	1/16	1/32	--	Multi-component	7/16	15/64	5/8	9/32	90°	0.21
	64 12 115 ESD	4 1/2	Flush	1/16	1/32	--	ESD	7/16	15/64	5/8	9/32	90°	0.21
	64 22 115	4 1/2	Semi-flush with small bevel	1/32	--	--	Multi-component	25/64	51/64	1/8	15/64	90°	0.14
	64 32 120	4 3/4	Semi-flush with small bevel	1/16	3/64	1/64	Multi-component	7/16	25/64	43/64	9/32	15°	0.20
	64 32 120 ESD	4 3/4	Semi-flush with small bevel	1/16	3/64	1/64	ESD	7/16	25/64	43/64	9/32	15°	0.20
	64 42 115	4 1/2	Semi-flush with small bevel	1/16	3/64	1/64	Multi-component	13/32	25/64	15/32	9/32	27°	0.15
	64 52 115	4 1/2	Flush	3/64	--	--	Multi-component	13/32	25/64	15/32	9/32	27°	0.15
	64 62 120	4 3/4	Semi-flush with small bevel	1/64	--	--	Multi-component	3/8	47/64	13/64	15/64	65°	0.15
	64 62 120 ESD	4 3/4	Semi-flush with small bevel	1/64	--	--	ESD	3/8	47/64	13/64	15/64	65°	0.15
	64 72 120	4 3/4	Semi-flush with small bevel	1/16	--	--	Multi-component	15/32	49/64	13/64	9/32	35°	0.21

- > For fine cutting work in electronics and fine mechanics
- > All edges are smooth – less damage to surrounding components

Material

77 XX 115 - Ball bearing steel; laser-hardened cutting edges

All others - High-grade special tool steel, forged, multi-staged oil-hardened

Cutting edge hardness

H Series - Feature carbide cutting edges with approx. 80 - 83 HRC

All others - Minimum approx. 60 HRC

Spring

Low-friction double spring

Joint style

Box joint

Handle style


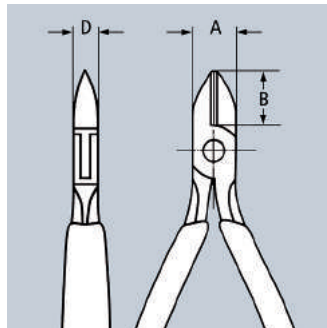
Plastic dipped, Single-component, Multi-component and ESD

Applications

Great for general purpose cutting of wire and components

Special Features

The 77 11 115 and 77 12 115 feature a lead catcher to contain cut wires



77 01 115



77 02 115



77 21 115



77 12 115



77 22 115

	Product Number	↔ inch	Cutting edge	Cutting capacity ☉	Cutting capacity ◐	Cutting capacity ◑	Cutting capacity ●	Handle Type	A inch	B inch	D inch	⚖ lbs
	77 01 115	4 1/2	Semi-flush with small bevel	1/64 – 1/16	3/64	1/64	--	Single-component	7/16	35/64	19/64	0.15
	77 01 130	5 1/4	Semi-flush with bevel	1/64 – 5/64	1/16	1/32	--	Plastic Dipped	19/32	23/32	3/8	0.24
	77 02 115	4 1/2	Semi-flush with small bevel	1/64 – 1/16	3/64	1/64	--	Multi-component	7/16	35/64	19/64	0.18
	77 02 115 ESD	4 1/2	Semi-flush with small bevel	1/64 – 1/16	3/64	1/64	--	ESD	7/16	35/64	19/64	0.16
	77 02 120 H	4 3/4	Semi-flush with bevel	5/64	3/64	1/32	1/64	Multi-component	7/16	9/16	19/64	0.19
	77 02 120 H ESD	4 3/4	Semi-flush with bevel	5/64	3/64	1/32	1/64	ESD	7/16	9/16	19/64	0.19
	77 02 130	5 1/4	Semi-flush with bevel	1/64 – 5/64	1/16	1/32	--	Multi-component	19/32	23/32	3/8	0.30
	77 02 135 H	5 1/4	Semi-flush with bevel	5/64	1/16	3/64	1/32	Multi-component	19/32	23/32	3/8	0.26
	77 02 135 H ESD	5 1/4	Semi-flush with bevel	5/64	1/16	3/64	1/32	ESD	19/32	19/32	3/8	0.26
	77 11 115	4 1/2	Semi-flush with small bevel	1/64 – 1/16	3/64	1/64	--	Single-component	7/16	35/64	19/64	0.18
	77 12 115	4 1/2	Semi-flush with small bevel	1/64 – 1/16	3/64	1/64	--	Multi-component	7/16	35/64	19/64	0.18



77 32 115

77 42 115



77 52 115

77 72 115



	Product Number	↔ inch	Cutting edge	Cutting capacity 	Cutting capacity 	Cutting capacity 	Cutting capacity 	Handle Type	A inch	B inch	D inch	 lbs
	77 12 115 ESD	4 1/2	Semi-flush with small bevel	1/64 – 1/16	3/64	1/64	--	ESD	7/16	35/64	19/64	0.18
	77 21 115 N	4 1/2	Flush	1/64 - 3/64	3/64	--	--	Single-Component	7/16	33/64	9/32	0.11
	77 21 130	5 1/4	Flush	1/64 - 1/16	3/64	--	--	Plastic Dipped	19/32	23/32	3/8	0.30
	77 22 115	4 1/2	Flush	1/64 – 3/64	3/64	--	--	Multi-component	7/16	35/64	9/32	0.18
	77 22 115 ESD	4 1/2	Flush	1/64 – 3/64	3/64	--	--	ESD	7/16	35/64	19/64	0.15
	77 22 130	5 1/4	Semi-flush with small bevel	1/64 – 5/64	1/16	--	--	Multi-component	19/32	23/32	23/64	0.27
	77 32 115	4 1/2	Semi-flush with small bevel	1/64 – 3/64	3/64	1/64	--	Multi-component	7/16	35/64	9/32	0.18
	77 32 115 ESD	4 1/2	Semi-flush with small bevel	1/64 – 3/64	3/64	1/64	--	ESD	7/16	35/64	9/32	0.17
	77 32 120 H	4 3/4	Semi-flush with small bevel	1/16	1/32	1/64	1/64	Multi-component	7/16	9/16	19/64	0.17
	77 32 120 H ESD	4 3/4	Semi-flush with small bevel	1/16	1/32	1/64	1/64	ESD	7/16	9/16	19/64	0.17
	77 41 115	4 1/2	Flush	1/64 - 3/64	1/32	--	--	Single-Component	7/16	35/64	19/64	0.18
	77 42 115	4 1/2	Flush	1/64 - 3/64	1/32	--	--	Multi-component	7/16	35/64	19/64	0.18
	77 42 115 ESD	4 1/2	Flush	1/64 – 3/64	1/32	--	--	ESD	7/16	35/64	19/64	0.17
	77 42 130	5 1/4	Flush	1/64 – 1/16	3/64	--	--	Multi-component	19/32	23/32	3/8	0.18
	77 52 115	4 1/2	Semi-flush with small bevel	1/64 – 3/64	1/32	1/64	--	Multi-component	7/16	35/64	19/64	0.17
	77 52 115 ESD	4 1/2	Semi-flush with small bevel	1/64 - 3/64	1/32	1/64	--	ESD	7/16	35/64	19/64	0.17
	77 72 115	4 1/2	Semi-flush with small bevel	1/64 – 1/32	--	--	--	Multi-component	3/8	13/32	15/64	0.15
	77 72 115 ESD	4 1/2	Semi-flush with small bevel	1/64 – 1/32	--	--	--	ESD	7/16	35/64	19/64	0.15

Electronics Diagonal Cutters

DIN ISO 9654

75

- > Pliers designed for high precision and precise assembly work
- > Bolted joint allows for precise work

Material

High-grade special tool steel, forged, multi-staged oil-hardened

Cutting edge hardness

Approx. 64 HRC

Spring

Low-friction double spring

Joint style

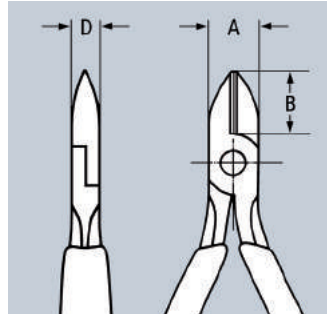
Bolted joint

Handle style

Plastic grips

Special Features

75 12 125 features a lead catcher to contain cut wires



Bolted joint




75 02 125



75 12 125



75 22 125



75 52 125

WARNING: This product can expose you to chemicals including Diisononyl Phthalate, which is known to the State of California to cause cancer. For more information go to www.P65Warnings.ca.gov

	Product Number	↔ inch	Cutting edge	Cutting capacity	Cutting capacity	Cutting capacity	Cutting capacity	Handle Type	A inch	B inch	D inch	lbs
	75 02 125	5	Semi-flush with bevel	1/64 – 3/64	3/64	1/64	1/64	Plastic coated	13/32	35/64	17/64	0.18
	75 12 125	5	Semi-flush with bevel	1/64 – 3/64	3/64	1/64	1/64	Plastic coated	13/32	35/64	17/64	0.18
	75 22 125	5	Semi-flush with small bevel	1/64 – 3/64	1/32	1/64	1/64	Plastic coated	13/32	35/64	17/64	0.18
	75 52 125	5	Semi-flush with bevel	1/64 – 3/64	1/64	1/64	--	Plastic coated	13/32	35/64	17/64	0.18

Electronic Super Knips®

DIN ISO 9654

78

- > Precision pliers for ultra fine cutting work
- > Very precisely ground and sharp cutting edges
- > Approximately 20% lighter than conventional electronics pliers

Material

78 03/13/23 125/ESD & 78 03 140/ESD - INOX stainless steel

All others - Special tool steel

Cutting edge hardness

78 03/13/23 125/ESD & 78 03 140/ESD - Approx. 54 HRC

78 31/41 125 - Approx. 60 HRC

All others - Approx. 64 HRC

Spring

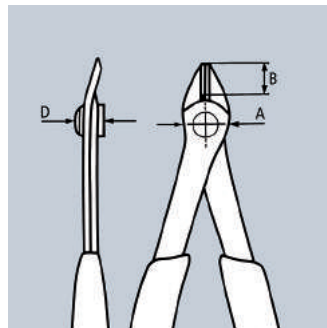
Opening spring with built-in opening limiter

Joint style

Stainless steel rivet

Handle style

Multi component and ESD



Applications

Great for general purpose cutting of wire, cable ties and electrical components

Special features

The 78 13/71 125/ESD and 78 41/91 125 feature a lead catcher to contain cut wires



78 03 125



78 23 125



78 61 125 ESD



78 31 125




78 71 125 ESD



















78 41 125



78 81 125



	Product Number	↔ inch	Cutting edge	Cutting capacity ☉	Cutting capacity ☾	Cutting capacity ●	Handle Type	A inch	B inch	D inch	⚖ lbs
	78 03 125	5	Flush	1/64 – 1/16	3/64	--	Multi-component	17/32	23/64	19/64	0.13
	78 03 125 ESD	5	Flush	1/64 – 1/16	3/64	--	ESD	17/32	23/64	19/64	0.13
	78 03 140	5 1/2	Flush	1/64 – 1/8	1/16	--	Multi-component	39/64	31/64	23/64	0.17
	78 03 140 ESD	5 1/2	Flush	1/64 – 1/8	1/16	--	ESD	39/64	31/64	23/64	0.17
	78 13 125	5	Flush	1/64 - 1/16	3/64	--	Multi-component	17/32	23/64	19/64	0.14
	78 13 125 ESD	5	Flush	1/64 - 1/16	3/64	--	ESD	17/32	23/64	19/64	0.14
	78 23 125	5	Flush	1/64 – 3/64	1/64	--	Multi-component	17/32	7/32	19/64	0.12
	78 31 125	5	Flush	1/64 – 3/64	--	--	Multi-component	17/32	23/64	19/64	0.13
	78 41 125	5	Flush	1/64 – 3/64	--	--	Multi-component	17/32	23/64	19/64	0.14
	78 61 125	5	Flush	1/64 – 1/16	3/64	--	Multi-component	17/32	23/64	19/64	0.13
	78 61 125 ESD	5	Flush	1/64 – 1/16	3/64	--	ESD	17/32	23/64	19/64	0.12
	78 61 140	5 1/2	Flush	1/64 – 1/8	1/16	--	Multi-component	39/64	31/64	23/64	0.17
	78 61 140 ESD	5 1/2	Flush	1/64 – 1/8	1/16	--	ESD	39/64	31/64	23/64	0.17
	78 71 125	5	Flush	1/64 – 1/16	3/64	--	Multi-component	17/32	23/64	19/64	0.14
	78 71 125 ESD	5	Flush	1/64 - 1/16	3/64	--	ESD	17/32	23/64	19/64	0.14
	78 81 125	5	Semi-flush with very small bevel	5/64 - 1/16	3/64	1/64	Multi-component	17/32	23/64	19/64	0.14
	78 91 125	5	Semi-flush with very small bevel	5/64 - 1/16	3/64	1/64	Multi-component	17/32	23/64	19/64	0.14

- > Precision pliers for ultra fine cutting work
- > Very precisely ground and sharp cutting edges
- > Approximately 20% lighter than conventional electronic pliers

Material

Chrome vanadium ball-bearing steel, forged, multi-stage oil-hardened

Cutting edge hardness

Approximately 64 HRC

Spring

Double spring – provides gentle and even opening

Joint style

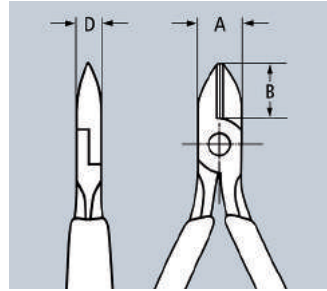
Bolted - for high precision

Handle style






Multi component and ESD

Applications

For fine precision work working with electrical components



	Product Number	↔ inch	Cutting edge	Cutting capacity ☉	Cutting capacity ◐	Cutting capacity ◑	Cutting capacity ●	Handle Type	A inch	B inch	D inch	⚖ lbs
	79 02 120	4 3/4	Semi-flush with very small bevel	1/64 – 1/16	3/64	1/64	--	Multi-component	23/64	1/4	1/4	0.13
	79 02 120 ESD	4 3/4	Semi-flush with very small bevel	1/64 – 1/16	3/64	1/64	--	ESD	23/64	1/4	1/4	0.13
	79 02 125	5	Semi-flush with very small bevel	1/64 – 5/64	3/64	1/32	--	Multi-component	7/16	25/64	1/4	0.13
	79 02 125 ESD	5	Semi-flush with very small bevel	1/64 – 5/64	3/64	1/32	--	ESD	7/16	25/64	1/4	0.13
	79 12 125	5	Semi-flush with very small bevel	1/64 – 5/64	3/64	3/64	1/64	Multi-component	7/16	25/64	1/4	0.13
	79 12 125 ESD	5	Semi-flush with very small bevel	1/64 – 5/64	3/64	3/64	1/64	ESD	7/16	25/64	1/4	0.13
	79 22 120	4 3/4	Flush	1/64 – 3/64	1/32	--	--	Multi-component	23/64	1/4	1/4	0.13
	79 22 120 ESD	4 3/4	Flush	1/64 – 3/64	1/32	--	--	ESD	23/64	1/4	1/4	0.13
	79 22 125	5	Flush	1/64 – 5/64	3/64	--	--	Multi-component	7/16	25/64	1/4	0.13
	79 22 125 ESD	5	Flush	1/64 – 5/64	3/64	--	--	ESD	7/16	25/64	1/4	0.13
	79 32 125	5	Semi-flush with very small bevel	1/64 – 1/16	3/64	1/64	--	Multi-component	7/16	7/16	17/64	0.13
	79 32 125 ESD	5	Semi-flush with very small bevel	1/64 – 1/16	3/64	1/64	--	ESD	7/16	7/16	1/4	0.13
	79 42 125	5	Flush	1/64 – 1/16	1/32	--	--	Multi-component	7/16	7/16	1/4	0.13
	79 42 125 ESD	5	Flush	1/64 – 1/16	1/32	--	--	ESD	7/16	7/16	1/4	0.13
	79 42 125 Z	5	Ultra Flush	Up to 1/64	--	--	--	Multi-component	7/16	7/16	1/4	0.13

	Product Number	↔ inch	Cutting edge	Cutting capacity ◐	Cutting capacity ◑	Cutting capacity ◒	Cutting capacity ●	Handle Type	A inch	B inch	D inch	⚖ lbs
	79 42 125 Z ESD	5	Ultra Flush	Up to 1/64	--	--	--	ESD	7/16	7/16	1/4	0.13
	79 52 125	5	Semi-flush with very small bevel	1/64 - 1/16	1/32	1/64	--	Multi-component	7/16	7/16	1/4	0.13
	79 52 125 ESD	5	Semi-flush with very small bevel	1/64 - 1/16	1/32	1/64	--	ESD	7/16	7/16	1/4	0.13
	79 62 125	5	Flush	1/64 - 1/16	1/32	--	--	Multi-component	7/16	7/16	1/4	0.13
	79 62 125 ESD	5	Flush	1/64 - 1/16	1/32	--	--	ESD	7/16	7/16	1/4	0.13

Electronics Pliers Sets

for working on electronic components

00

00 20 16

7 parts, contains 6 electronics pliers and one pair of precision tweezers; case made of hard-wearing polyester fabric, pliers are held by elastic band, zippered

00 20 16 P

6 parts, contains 6 precision electronics pliers; case made of hard-wearing polyester fabric, pliers are held by elastic band, zippered

00 20 16 P ESD

6 parts, contains 6 ESD precision electronics pliers, electrically discharging version; case made of hard-wearing polyester fabric, pliers are held by elastic band, zippered

00 20 17

6 parts, contains 6 ESD electronics pliers, electrically discharging version; case made of hard-wearing polyester fabric, pliers are held by elastic band, zippered

00 20 18

8 parts, contains 2 electronics pliers and 6 electronics screwdrivers; practical storage box, shock-resistant plastic, with foam insert

00 20 18 ESD

8 parts, contains 2 ESD electronics pliers and 6 electronics screwdrivers, electrically discharging version; practical storage box, shock-resistant plastic, with foam insert



00 20 16



00 20 16 P ESD



00 20 16 P



00 20 17



00 20 18

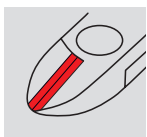
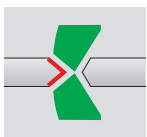






00 20 18 ESD

Product Number	Set contents	⚖ lbs
00 20 16	35 12 115 / 35 22 115 / 35 32 115 / 64 32 120 / 77 02 115 / 77 42 115 / 92 34 36	1.59
00 20 16 P	34 12 130 / 34 22 130 / 34 32 130 / 79 02 120 / 79 02 125 / 79 42 125	1.27
00 20 16 P ESD	34 12 130 ESD / 34 22 130 ESD / 34 32 130 ESD / 79 02 120 ESD / 79 02 125 ESD / 79 42 125 ESD	1.29
00 20 17	35 12 115 ESD / 35 22 115 ESD / 35 42 115 ESD / 64 32 120 ESD / 77 02 115 ESD / 77 32 115 ESD	1.53
00 20 18	35 22 115 / 77 02 115 / screw drivers 0.4 x 2.5 / 0.5 x 3.0 / 0.6 x 3.5 / 0.8 x 4.0 / PH0 / PH1	1.01
00 20 18 ESD	35 22 115 ESD / 77 02 115 ESD / screw drivers 0.4 x 2.5 / 0.5 x 3.0 / 0.6 x 3.5 / 0.8 x 4.0 / PH0 / PH1	1.03

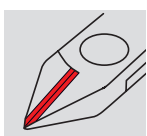
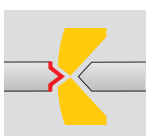
ELECTRONICS PLIERS BY BEVEL TYPE





- > With bevel (outside bevel)
- > Semi flush



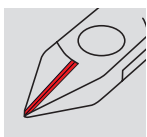
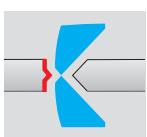
Product Number	↔ inch	Head Style	Joint Type	Handle Style	 inch	 inch	 inch	 inch
75 02 125	5	Tapered	Bolted	Plastic dipped	1/64 – 3/64	3/64	1/64	1/64
75 12 125	5	Tapered	Bolted	Plastic dipped	1/64 – 3/64	3/64	1/64	1/64
75 52 125	5	Tapered	Bolted	Plastic dipped	1/64 – 3/64	1/64	1/64	-
77 01 130	5 1/4	Oval	Box	Plastic dipped	1/64 – 5/64	1/16	1/32	-
77 02 120 H	4 3/4	Oval	Box	Multi-component	5/64	3/64	1/32	1/64
77 02 120 H ESD	4 3/4	Oval	Box	ESD	5/64	3/64	1/32	1/64
77 02 130	5 1/4	Oval	Box	Multi-component	1/64 – 5/64	1/16	1/32	-
77 02 135 H	5 1/4	Oval	Box	Multi-component	5/64	1/16	3/64	1/32
77 02 135 H ESD	5 1/4	Oval	Box	ESD	5/64	1/16	3/64	1/32





- > With small bevel (outside bevel)
- > Semi flush



Product Number	↔ inch	Head Style	Joint Type	Handle Style	 inch	 inch	 inch	 inch
64 01 115	4 1/2	End Cutter	Box	Single-component	5/64	3/64	1/64	-
64 02 115	4 1/2	End Cutter	Box	Multi-component	5/64	3/64	1/64	-
64 02 115 ESD	4 1/2	End Cutter	Box	ESD	5/64	3/64	1/64	-
64 22 115	4 1/2	End Cutter	Box	Multi-component	1/32	-	-	-
64 32 120	4 3/8	End Cutter	Box	Multi-component	1/16	3/64	1/64	-
64 32 120 ESD	4 3/4	End Cutter	Box	ESD	1/16	3/64	1/64	-
64 42 115	4 1/2	End Cutter	Box	Multi-component	1/16	3/64	1/64	-
64 62 120	4 3/4	End Cutter	Box	Multi-component	1/64	-	-	-
64 62 120 ESD	4 3/4	End Cutter	Box	ESD	1/64	-	-	-
64 72 120	4 3/4	End Cutter	Box	Multi-component	1/16	-	-	-
75 22 125	5	Tapered	Bolted	Plastic	1/64 – 3/64	1/32	1/64	1/64
77 01 115	4 1/2	Oval	Box	Single-component	1/64 – 1/16	3/64	1/64	-
77 02 115	4 1/2	Oval	Box	Multi-component	1/64 – 1/16	3/64	1/64	-
77 02 115 ESD	4 1/2	Oval	Box	ESD	1/64 – 1/16	3/64	1/64	-
77 11 115	4 1/2	Oval	Box	Single-component	1/64 – 1/16	3/64	1/64	-
77 12 115	4 1/2	Oval	Box	Multi-component	1/64 – 1/16	3/64	1/64	-
77 12 115 ESD	4 1/2	Oval	Box	ESD	1/64 – 1/16	3/64	1/64	-
77 22 130	5 1/4	Oval	Box	Multi-component	1/64 – 5/64	1/16	-	-
77 32 115	4 1/2	Tapered	Box	Multi-component	1/64 – 3/64	3/64	1/64	-
77 32 115 ESD	4 1/2	Tapered	Box	ESD	1/64 – 3/64	3/64	1/64	-
77 32 120 H	4 3/4	Tapered	Box	Multi-component	1/16	1/32	1/64	1/64
77 32 120 H ESD	4 3/4	Tapered	Box	ESD	1/16	1/32	1/64	1/64
77 52 115	4 1/2	Tapered	Box	Multi-component	1/64 – 3/64	1/32	1/64	-
77 52 115 ESD	4 1/2	Tapered	Box	ESD	1/64 – 3/64	1/32	1/64	-
77 72 115	4 1/2	Tapered	Box	Multi-component	1/64 – 1/32	-	-	-
77 72 115 ESD	4 1/2	Tapered	Box	ESD	1/64 – 1/32	-	-	-

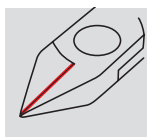

- > With very small bevel (outside bevel)
- > Semi flush



Product Number	↔ inch	Head Style	Joint Type	Handle Style	 inch	 inch	 inch	 inch
78 81 125	5	Oval	Rivet	Multi-component	5/64 – 1/16	3/64	1/64	-
78 91 125	5	Oval	Rivet	Multi-component	5/64 – 1/16	3/64	1/64	-
79 02 120	4 3/4	Tapered	Bolted	Multi-component	1/64 – 1/16	3/64	1/64	-
79 02 120 ESD	4 3/4	Tapered	Bolted	ESD	1/64 – 1/16	3/64	1/64	-
79 02 125	5	Oval	Bolted	Multi-component	1/64 – 5/64	3/64	1/32	-
79 02 125 ESD	5	Oval	Bolted	ESD	1/64 – 5/64	3/64	1/32	-
79 12 125	5	Oval	Bolted	Multi-component	1/64 – 5/64	3/64	3/64	1/64
79 12 125 ESD	5	Oval	Bolted	ESD	1/64 – 5/64	3/64	3/64	1/64
79 32 125	5	Tapered	Bolted	Multi-component	1/64 – 1/16	3/64	1/64	-
79 32 125 ESD	5	Tapered	Bolted	ESD	1/64 – 1/16	3/64	1/64	-
79 52 125	5	Tapered	Bolted	Multi-component	1/64 – 1/16	1/32	1/64	-
79 52 125 ESD	5	Tapered	Bolted	ESD	1/64 – 1/16	1/32	1/64	-

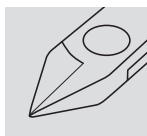
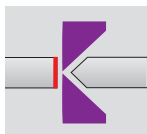
ELECTRONICS PLIERS BY BEVEL TYPE

- > Without bevel (outside bevel)
- > Flush



Product Number	↔ inch	Head Style	Joint Type	Handle Style	◐ inch	◑ inch	◒ inch
62 12 120	4 3/4	End Cutter	Box	Multi-component	1/64 – 3/64	1/32	-
64 11 115	4 1/2	End Cutter	Box	Single-component	1/16	1/32	-
64 12 115	4 1/2	End Cutter	Box	Multi-component	1/16	1/32	-
64 12 115 ESD	4 1/2	End Cutter	Box	ESD	1/16	1/32	-
64 52 115	4 1/2	End Cutter	Box	Multi-component	3/64	-	-
77 21 115 N	4 1/2	Tapered	Box	Single-component	1/64 – 3/64	3/64	-
77 21 130	5 1/4	Oval	Box	Plastic dipped	1/64 – 1/16	3/64	-
77 22 115	4 1/2	Oval	Box	Multi-component	1/64 – 3/64	3/64	-
77 22 115 ESD	4 1/2	Oval	Box	ESD	1/64 – 3/64	3/64	-
77 41 115	4 1/2	Tapered	Box	Single-component	1/64 – 3/64	1/32	-
77 42 115	4 1/2	Tapered	Box	Multi-component	1/64 – 3/64	1/32	-
77 42 115 ESD	4 1/2	Tapered	Box	ESD	1/64 – 3/64	1/32	-
77 42 130	5 1/4	Tapered	Box	Multi-component	1/64 – 1/16	3/64	-
78 03 125	5	Oval	Rivet	Multi-component	1/64 to 1/16	3/64	-
78 03 125 ESD	5	Oval	Rivet	ESD	1/64 – 1/16	3/64	-
78 03 140	5 1/2	Oval	Rivet	Multi-component	1/64 – 1/8	1/16	-
78 03 140 ESD	5 1/2	Oval	Rivet	ESD	1/64 – 1/8	1/16	-
78 13 125	5	Oval	Rivet	Multi-component	1/64 to 1/16	3/64	-
78 13 125 ESD	5	Oval	Rivet	ESD	1/64 – 1/16	3/64	-
78 23 125	5	Oval	Rivet	Multi-component	1/64 – 3/64	1/64	-
78 31 125	5	Tapered	Rivet	Multi-component	1/64 – 3/64	-	-
78 41 125	5	Tapered	Rivet	Multi-component	1/64 – 3/64	-	-
78 61 125	5	Oval	Rivet	Multi-component	1/64 – 1/16	3/64	-
78 61 125 ESD	5	Oval	Rivet	ESD	1/64 – 1/16	3/64	-
78 61 140	5 1/2	Oval	Rivet	Multi-component	1/64 – 1/8	1/16	-
78 61 140 ESD	5 1/2	Oval	Rivet	ESD	1/64 – 1/8	1/16	-
78 71 125	5	Oval	Rivet	Multi-component	1/64 – 1/16	3/64	-
78 71 125 ESD	5	Oval	Rivet	ESD	1/64 – 1/16	3/64	-
79 22 120	4 3/4	Oval	Bolted	Multi-component	1/64 – 3/64	1/32	-
79 22 120 ESD	4 3/4	Oval	Bolted	ESD	1/64 – 3/64	1/32	-
79 22 125	5	Oval	Bolted	Multi-component	1/64 – 5/64	3/64	-
79 22 125 ESD	5	Oval	Bolted	ESD	1/64 – 5/64	3/64	-
79 42 125	5	Tapered	Bolted	Multi-component	1/64 – 1/16	1/32	-
79 42 125 ESD	5	Tapered	Bolted	ESD	1/64 – 1/16	1/32	-
79 62 125	5	Oval	Bolted	Multi-component	1/64 – 1/16	1/32	-
79 62 125 ESD	5	Oval	Bolted	ESD	1/64 – 1/16	1/32	-

- > Flush cut
- > Ultra or super flush



Product Number	↔ inch	Head Style	Joint Type	Handle Style	◐ inch
79 42 125 Z	5	Tapered	Bolted	Multi-component	1/64
79 42 125 Z ESD	5	Tapered	Bolted	ESD	1/64

Why choose KNIPEX's Electronics Pliers?

- > Full range of gripping and cutting electronics pliers
- > Variety of bevel types, cutting head shapes, cutting edge hardness, handle styles and other features such as carbide inserts and lead catchers
- > Quality products made in Germany
- > World's leading pliers manufacturer since 1882
- > Durable, long lasting, high performance and ultra-high quality
- > Each pliers is quality checked before leaving the factory – ensuring 100% reliability
- > Limited Lifetime Warranty



Meet KNIPEX




KNIPEX concentrates its efforts on being the best pliers manufacturer in terms of quality, innovation and efficiency and its pliers satisfy the highest expectations in terms of performance, ergonomics and service life.

- > Largest manufacturer of professional quality pliers worldwide
- > Over 135 years of experience
- > Company is family owned by fourth generation
- > All manufacturing processes, including forging, design and packaging take place in our German facility
- > We strive for continuous innovation for new and existing products, setting new benchmarks in the industry
- > To make the best pliers, we use the best – high-quality steel, self-developed processes and machinery, quality testing and skilled personnel

Products

- > Bolt cutters
- > Cable and wire rope shears
- > Carpenters' pincers
- > Combination pliers
- > Concreters' nippers
- > Crimping pliers
- > Cutting pliers
- > Diagonal cutters
- > Dismantling tools
- > Electricians' pliers
- > Electronics pliers
- > Gripping pliers
- > Mechanics' pliers
- > Pipe cutters
- > Pipe wrenches
- > Precision tweezers
- > Punch pliers
- > Retaining ring pliers
- > Spare parts
- > Tool kits
- > Water pump pliers
- > Wire strippers



www.knipex-tools.com



facebook.com/knipex.us



youtube.com/user/KnipexTools



instagram.com/knipex_official

KNIPEX Tools LP

1500 Busch Parkway
Buffalo Grove, IL 60089

Tel: 847.398.8520
Fax: 847.398.8526

customer-service@knipex-tools.com
www.knipex-tools.com

KTLPEM19014